

MONTHLY MEMBERSHIP PROGRESS REPORT

District 19 N

Results as of: 12/31/2023

GMT:

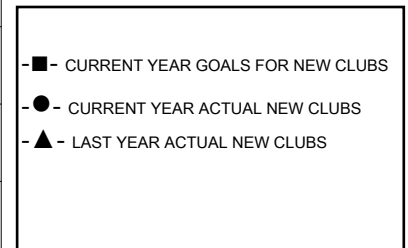
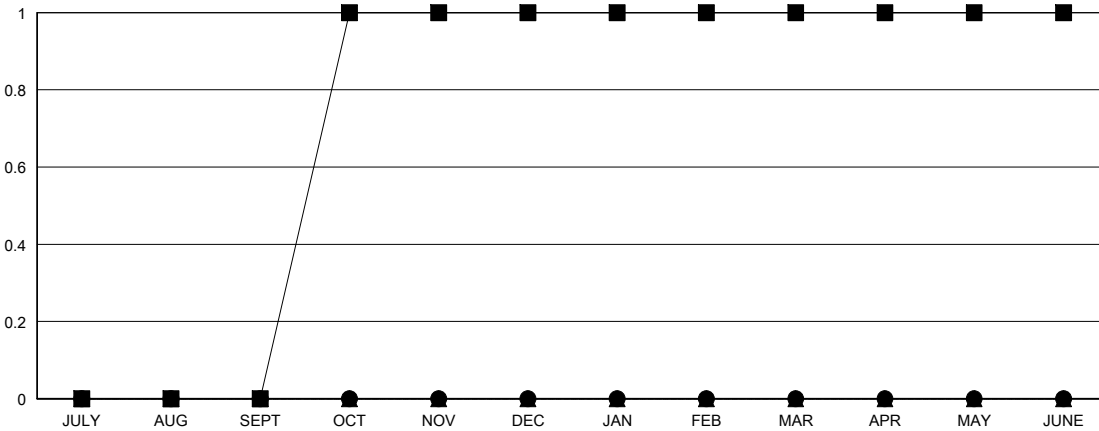
LOCATION WASHINGTON

GMT CA

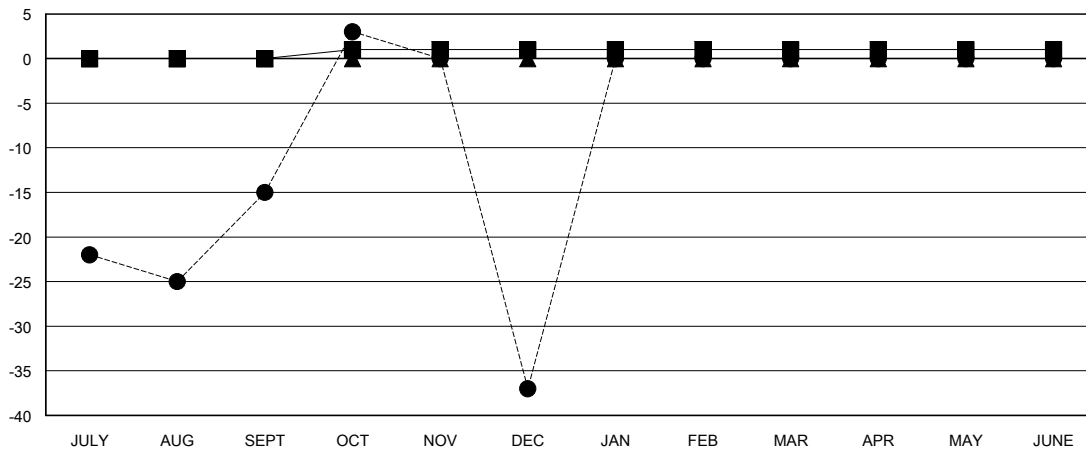
Clubs			
RESULTS FOR 2023-2024			
QUARTER	NEW CLUB GOAL	NEW CLUBS	DROPPED CLUBS
JULY/AUG/SEPT	0	0	0
OCT/NOV/DEC	1	0	1
JAN/FEB/MAR	0	0	0
APR/MAY/JUNE	0	0	0

Members			
RESULTS FOR 2023-2024			
QUARTER	MEMBER GROWTH NET GOAL	MEMBER GROWTH ACTUAL	DROPPED MEMBERS ACTUAL (including transfers)
JULY/AUG/SEPT	0	73	73
OCT/NOV/DEC	1	57	72
JAN/FEB/MAR	0	0	0
APR/MAY/JUNE	0	0	0

GOALS AND ACTUAL NEW CLUBS CUMULATIVE



GOALS AND ACTUAL MEMBERS CUMULATIVE



DROPPED CLUBS: 1	41 CLUBS OF 78 ADDED 1 OR MORE NEW MEMBERS	GENDER DISTRIBUTION	
		MALE 1,270 (56.75%)	FEMALE 967 (43.21%)
DROPPED MEMBERS		CLICK HERE FOR CUMULATIVE MEMBERSHIP DATA	TOTAL FAMILY UNIT MEMBERS 616
DECEASED 18	CLUB CANCELLED 2		FAMILY MEMBERS PAYING HALF DUES 314
OTHER 125	TOTAL 145		